

INTRODUCING QUIETDRIVE AND THE NEW MP40wQD



Better in Every Way.

ALL NEW

MP**10**wQD

MP**40**wQD

MP**60**wQD

The Driver

QUIETDRIVE



Proudly bringing the cutting edge of technical innovation to the award winning VorTech pump line.

QuietDrive and the all new MP40 redefine what's possible in an aquarium circulation pump.

The Driver

QUIETDRIVE



QuietDrive represents the next evolution of the award winning VorTech Driver.

- All new driver included with the VorTech MP10, MP40 and MP60
- 6+ Available continuous operational modes
- Wave Auto Tune, Feed Mode & Night Mode
- 90% Less motor noise*
- Up to 40% more output*
- Communicates with existing WWD and “w” EcoSmart pumps
- Fully compatible with EcoSmart Live via ReefLink
- Available as an upgrade for WWD and EcoSmart Drivers

*MP40 QuietDrive compared to MP40wES

VorTech **QD** Small. Medium. Large.



MP10QD & MP10wQD

Flow: 1,500+ gph (6,000+ lph)
Power Consumption: 8-18 Watts
Tank Range: 2.5-50+ gal (9.5-190 liters)
Max Glass Thickness: 0.375 inches (9.5 mm)

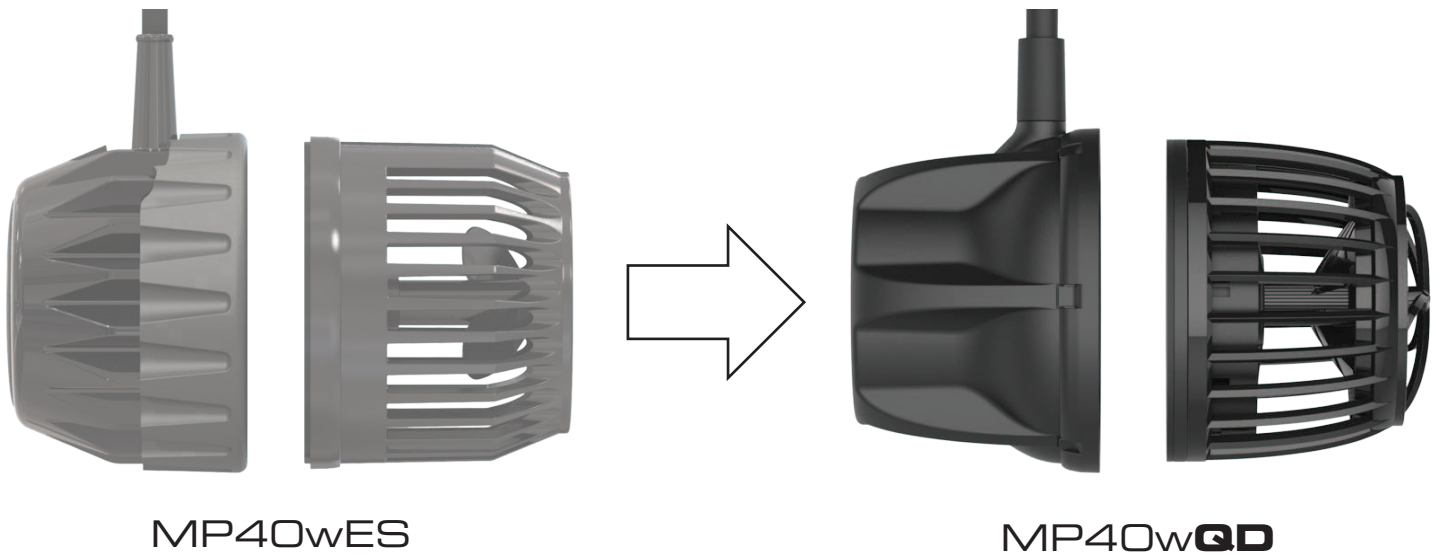
MP40wQD

Flow: 4,500+ gph (17,000+ lph)
Power Consumption: 9 to 38 Watts
Tank Range: 50-500+ gal (190-1,800 liters)
Max Glass Thickness: 0.75 inches (19 mm)

MP60wQD

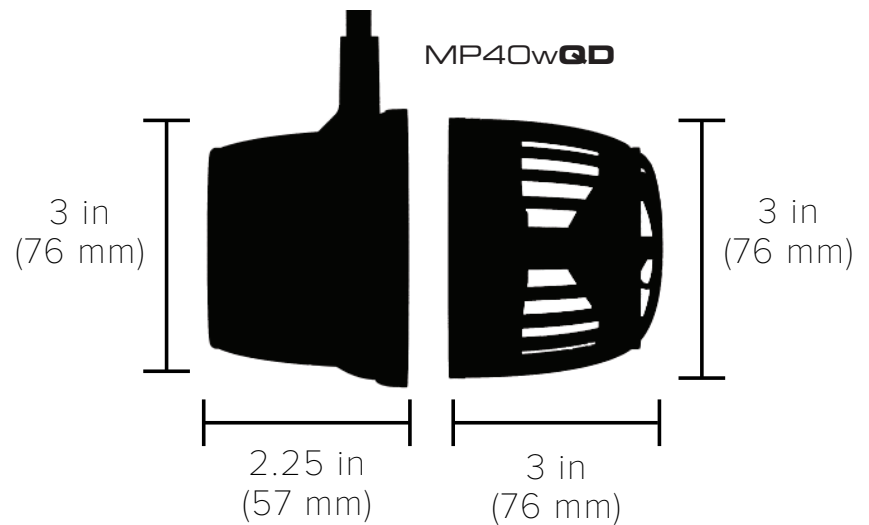
Flow: 7,500+ gal (28,000+ lph)
Power Consumption: 10 to 60 Watts
Tank Range: 120-1,000+ gal (450-3,800 liters)
Glass Thickness Range: 0.375 -1.00 inch (9.5 – 26 mm)

The All New MP40w**QD**



To compliment the all new QD driver the MP40 has been completely re-designed.

- 90% less motor noise
- 40% more output
- Sleek aesthetics
- Dual bearing wet side
- Increased efficiency
- Compatible with wireless EcoSmart VorTechs
- Compatible with ReefLink and EcoSmart Live



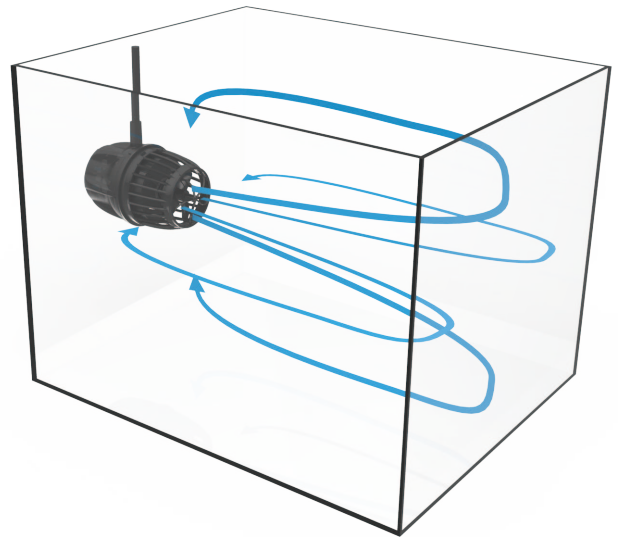
VorTech **QD** Flow



In an aquarium, having the right amount of flow is crucial to the health of the ecosystem. With VorTech QuietDrive choosing the correct water circulation equipment has never been easier.

VorTech pumps are designed by aquarists to be the gold standard in providing flow in marine aquariums. When it comes to broad yet gentle flow, the VorTech design is unmatched:

- Create massive water movement
- No livestock damaging “hot spots”
- Natural Gyre
- Three dimensional flow patterns
- Comprehensive flow options
- Precise water movement control



The VorTech's unique patented design is unmatched in creating three dimensional flow conditions.

VorTech Recommended Flow Calculator
back to EcoTechMarine.com

Dimensions imperial metric

Length	Width	Height	Glass Thickness	Gallons
32	24	18	25	22

Calculate

Recommended Pumps

Pump	#
MP10	1
MP40	0
MP50	0
Total	1

glass too thin

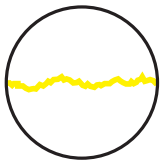
What is SPS? What is LPS?

Which mode on the VorTech is best for my aquarium? What is the recommended placement of my VorTech?

To identify the best pump selection for any aquarium there is a flow calculator available at:

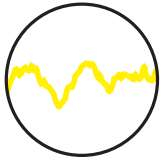
www.ecotechmarine.com/calculator

VorTech **QD** Modes



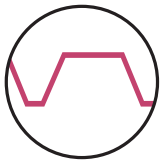
Lagoon Mode

Lagoonal Random Mode simulates a low-energy lagoon environment. The speed of the pump is changed slowly to recreate the gentle currents of a lagoon.




Reef Crest Mode

Reef Crest Random Mode simulates a high-energy reef environment. The pump will change speed frequently and drastically to simulate crashing waves and surging tide. This is a favorite of SPS coral.



Gyre Mode

Gyre Mode creates a flow pattern consisting of uniform clockwise and counterclockwise flow levels pulsing at a selected interval between two seconds and two hours.



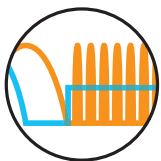
Short Pulse Mode

Short Pulse Mode creates a flow pattern consisting of uniform high and low flow levels pulsing at a selected interval between 0.2 seconds and two minutes.



Tidal Swell Mode

Tidal Swell Mode (TSM) creates a harmonic balance reminiscent of the changing flow conditions found in nature. Over the course of several hours, the flow pattern will go from very chaotic to calm, followed by a detritus-clearing surge at the very end of the cycle. The flow direction will change direction every cycle.



Nutrient Transport Mode

Nutrient Transport Mode (NTM) creates circulation in a two-phase program. The first phase uses wave motion to stir up detritus. The second phase follows with a surging motion to move the detritus into the overflow and out of the aquarium. This mode promotes maximum health, nutrient export and increased growth for sensitive corals such as SPS.



Feed Mode

At the touch of a button all VorTech wirelessly enabled pumps will temporarily pause their current mode and idle allowing food to be added to the tank without being cycled into the overflow and filtration.



Night Mode

Pumps can be enabled to run a gentler night time program simulating calmer ocean conditions for night time hours.



Wave Auto-Tune

Create a standing wave in your aquarium and demonstrate the true power of the fully operational VorTech QuietDrive control system.



Multi-Pump Communication *₁

All "w" denominated VorTech pumps come with an RF module installed. The RF module will allow up to 8 "w" pumps of any type to work together in sync, anti-sync or coordinated modes.



ESL via Mobile Device *₂

All "w" denominated VorTech pumps are compatible with ReefLink. ReefLink provides completely wireless access to the world of EcoSmart Live, the web-based aquarium command center from EcoTech Marine.




Battery Backup Mode *₃

Blizzard. Hurricane. A motorist hits a utility pole. Stuff happens. The power goes out... VorTech pumps are compatible with the EcoTech Battery Backup accessory.

- 1) Requires multiple "W" VorTech pumps.
- 2) Requires ReefLink and internet connection.
- 3) Requires Battery Backup.



VorTech **QD** magnetic couple



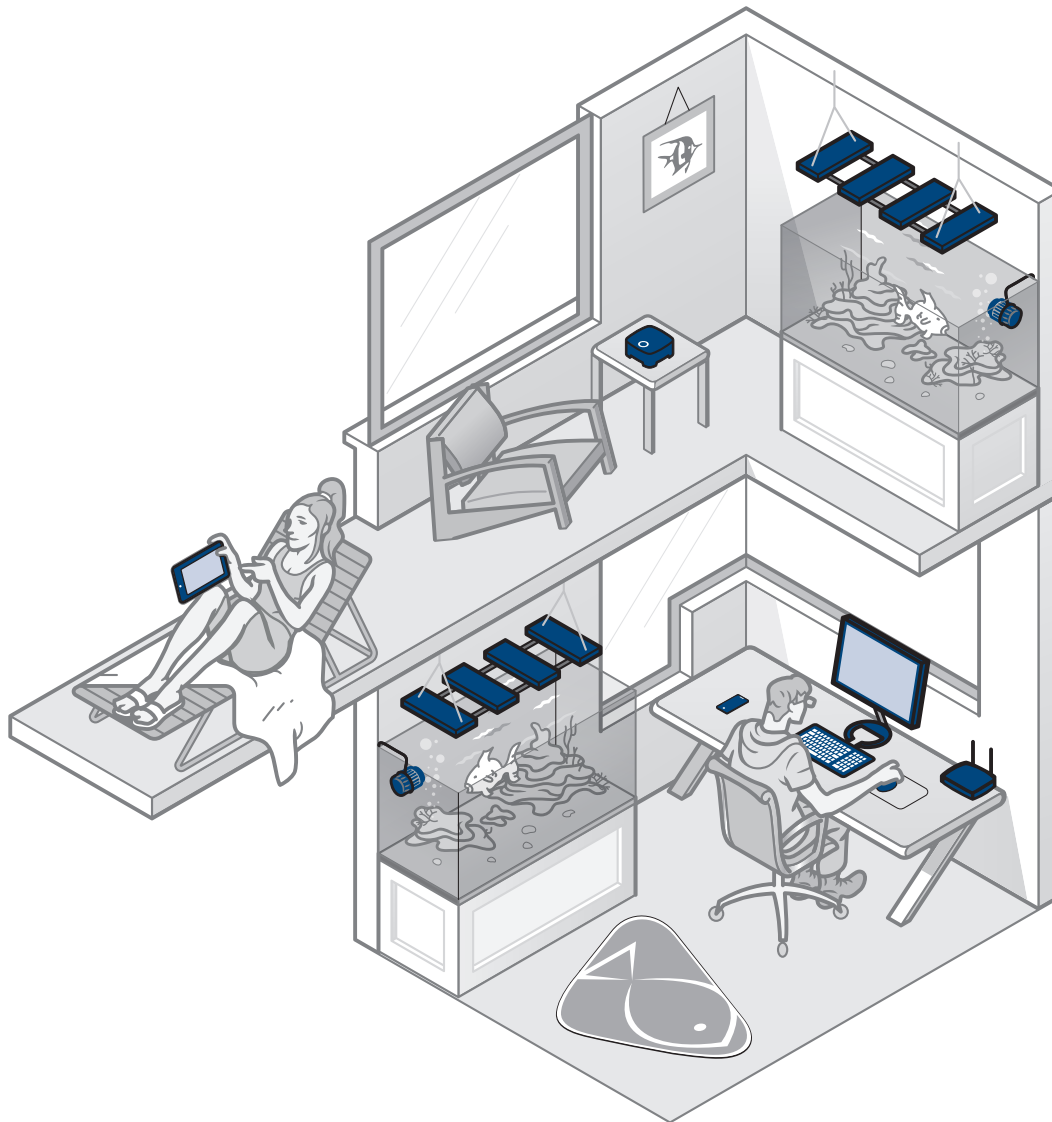
The VorTech is no less amazing today than when it first revolutionized the aquarium hobby. Three generations of pumps, over a decade of flow production, and tens of thousands of healthy aquariums are a testament to this uniquely designed power head. At the heart of the VorTech's success is its unique, patented, magnetically coupled design.

- No distractions from the beauty of the tank and its inhabitants
- No wires in the aquarium
- No unwanted heat added to the water column
- No risk of electrical discharge harming people or marine life
- No hassle when it comes to installing, relocating or cleaning the power head

QuietDrive builds on the unique advantages of the VorTech's magnetically coupled design and takes it to the next level. The revolutionary new drive system boasts increased efficiency and significantly reduced motor noise.

First, VorTech took the pump motor out of the aquarium, now QuietDrive takes the noise out of the motor.

VorTech **QD** with ReefLink & ESL



On its own every VorTech pump can do amazing things, connect them to EcoSmart Live via ReefLink and the possibilities are endless.

- Include any number of VorTech wQD pumps in an EcoSmart profile
- Create custom pump programs with easy to use drag and drop functionality
- Control and program one or many VorTech pumps using a smart device
- Create pump programs that vary modes over a 24hr period
- Seamlessly integrate VorTech pumps with other EcoTech equipment including Radion LED fixtures
- Save, export and import pump programs to backup or share with the community
- Use the pump layout wizard to create a graphical representation of an aquarium
- Compatible with Mac, PC, iOS and Android platforms




Upgrading to **QUIETDRIVE**

For existing EcoSmart VorTech owners, QuietDrive and the newly designed MP40 allow for varying upgrade opportunities ranging from driver upgrades on all VorTechs to some or multiple component upgrades on the MP40wES.

Upgrade Kit part numbers available on pg. 12

MP10ES* to MP10**QD***



The MP10wQD and MP10QD benefit from greatly reduced motor noise and more output as a result of the new QuietDrive driver. The motor, wet side and power supply on the MP10QD remain unchanged. Upgrading an existing MP10ES with a QuietDrive driver provides access to all of the improved performance.

<p>MP10wQD (Full Unit)</p>	 <p>QD</p>	 <p>ES/QD</p>	 <p>ES/QD</p>	<ul style="list-style-type: none"> + Noise Reduction + Efficiency + Flow = Durability
--	---	---	--	---

* “w” and non “w” versions.

MP60wES to MP60w**QD**



























MP60 equipped with QuietDrive benefits from greatly reduced motor noise and higher efficiency. The motor, wet side and power supply on the MP60QD remain unchanged.

<p>MP60wQD (Full Unit)</p>	 <p>QD</p>	 <p>ES/QD</p>	 <p>ES/QD</p>	<ul style="list-style-type: none"> + Noise Reduction + Efficiency = Flow = Durability
--	--	---	--	---






MP40wES to MP40w**QD**

Because of the MP40QD being a completely new design, a current MP40wES can be upgraded in several different ways. The following chart indicates different upgrade scenarios and their resulting performance improvements.

Upgrading to MP40wQD



	Driver	Motor	Wet Side	
MP40wQD (Full Unit)	 QD	 QD	 QD	+ Noise Reduction + Efficiency + Flow + Durability
	 QD	 ES	 QD	+ Noise Reduction + Efficiency = Flow + Durability
	 QD	 ES	 ES	+ Noise Reduction + Efficiency = Flow = Durability
	 ES	 ES	 QD	= Noise Reduction = Efficiency = Flow + Durability
MP40wES (Full Unit)	 ES	 ES	 ES	= Noise Reduction = Efficiency = Flow = Durability
	 QD	 QD	 ES	✗ Use of an ES wet side with a QD motor & driver could result in damage to wet side.
	 ES	 QD	 QD ES	✗ QD motor cannot be operated with ES driver.

QUIETDRIVE Driver Replacement Instructions







QUIETDRIVE Upgrade Parts


MP10QD

MP10ES to MP10QD MP10wES to MP10wQD	QD Driver housing QD Driver	mp050 
MP10ES to MP10wQD	QD Driver housing QD Driver RF Module	mp051 

MP40QD

MP40eES to MP40wQD (driver upgrade only)	QD Driver housing QD Driver	mp052 
MP40wQD wet side only	*Make sure to consult the guide on pg.10 before replacing individual components on an MP40wES with corresponding QD parts	mp002 
MP40wQD dry side only	*Make sure to consult the guide on pg.10 before replacing individual components on an MP40wES with corresponding QD parts	mp001 
MP40wQD power supply only	*Make sure to consult the guide on pg.10 before replacing individual components on an MP40wES with corresponding QD parts	mp007 

MP60QD

MP60wES to MP60wQD	QD Driver housing QD Driver	mp053 
--------------------	--------------------------------	---



VorTech™ QUIETDRIVE™

Better in Every Way.

Learn more at www.ecotechmarine.com/qd

MP10wQD

ALL NEW

MP40wQD

MP60wQD

VorTech **QUIETDRIVE** FAQ

Q: Is the VorTech QuietDrive line replacing the VorTech EcoSmart line?

A: Yes, although EcoSmart Driver equipped pumps may be available for some time after the QuietDrive begins shipment.

Q: Is the QuietDrive driver capable of all the same communication functionality as the EcoSmart Driver?

A: Yes, this includes wireless enabled pump to pump communication and integration with ReefLink and EcoSmart Live.

Q: Are the modes, buttons and button combinations the same as the EcoSmart driver for the QuietDrive driver?

A: Yes, with the exception of Long Pulse mode being replaced by Gyre Mode.

Q: If the diver is replaced on a VorTech ES pump with a QuietDrive driver what performance improvements can I expect?

A: That depends on which VorTech Pump model you are upgrading. Please refer to page 10 for more information involving the various upgrade options available.

Q: Can a VorTech equipped with a QuietDrive driver function as part of a multi pump group with EcoSmart drivers?

A: Yes, additionally QuietDrive pumps can be programmed the same way through EcoSmart Live as

Q: Is the MP40wQD a completely new pump?

A: Yes, the MP40wQD has a new wet side, dry side, motor, power supply and driver.


Q: What has changed on the MP10 and MP60 models?

A: The MP10QD, MP10wQD and MP60wQD are fundamentally the same with the exception of the all new QuietDrive driver.

For more information on how this will impact pump performance please review page 10

Q: Will previous model EcoSmart Vortech pumps and drivers be supported through EcoSmart Live and EcoTech customer service?

A: Yes, EcoSmart live will continue to support all wES pumps and all support and warranty of existing product remains unchanged.




Flow

- High output
- Super wide flow
- Broad and gentle




Compatibility

- Controller included
- ReefLink and ESL compatible



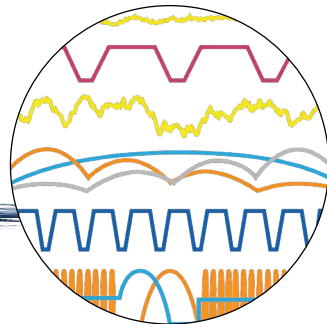
QuietDrive

- Whisper quiet
- Highly efficient
- Superior Output



Magnetically Coupled

- Smallest in-tank footprint of any pump
- No wires in your tank
- No heat in your water



Modes

- Pulse Modes
- Wave Tuning
- Gyre Modes
- Many More